



# CCS680

## Fingerprint Time & Attendance and Access Control Terminal

CCS680 is a biometric fingerprint reader for time & attendance and access control applications. It adopts a brand new firmware and provides an unprecedented user experiences with stunning GUI, rock-solid stability, fast matching speed and expandability.

Users can easily manage data by networking iClock680 via RS232/485, TCP/IP, and USB client.

Most importantly, all the functions can still operate in a networking state. CCS680 is compatible with various types of USB flash disks, ADMS and former SDK. It also supports data backup and retrieve to avoid the risk of accidental deletion.

The CCS680 has access control interfaces for retrieval, Wiegand-out, door lock connection, alarm, and bell.

## Features

### Remarkable User Experience

- Intuitive and stunning UI designed with the most popular and internationalized factor.
- Interface operation adopts modularized hierarchical design. Simpler, Better and More logical.
- Faster matching speed: Less than 1 second.

### Enhanced Features and Performance

- User validity settings.
- Data backup and retrieve.
- Advanced User ID consisting of letters and numbers.

- Chip encryption for firmware protection.
- More flexible menu configuration: double line text display.
- External printer for attendance records output (Optional).
- Optional integrated Wi-Fi/GPRS.
- Relay contacts for alarm, bell, lock, exit, switch, etc.

### Excellent Expandability

- Easy to extend functions and customize customers demand.

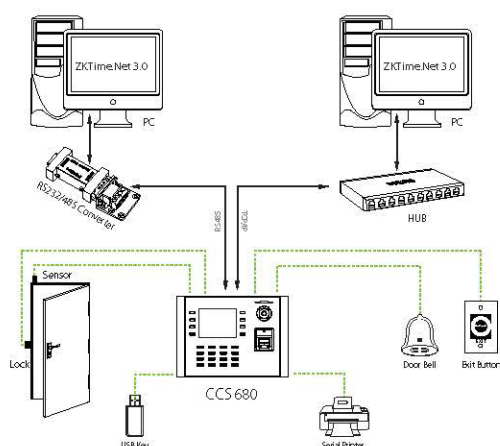
### Access Control Interfaces

- For Wiegand-in, Wiegand-out, door lock connection, alarm, and bell.

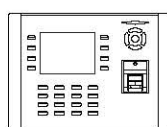
# Specifications

Fingerprint Capacity	8000
ID Card Capacity	10,000 (Optional)
Record Capacity	200,000
Display	3.5-inch Screen
Communication	RS232/485, TCP/IP, USB-host
Standard Functions	Workcode, SMS, DST, Scheduled-bell, Self-Service Query, Automatic Status Switch, T9 Input, photo-ID, 9 digit user ID, and Anti-passback
Access Control Interface for	3rd Party Electric Lock, Door Sensor, Exit Button, Alarm, Door Bell
Wiegand Signal	Input & Output
Optional Functions	ID/Mifare/HID, Webserver, Wi-Fi, 3G and GPRS
Software	ZKTimeNet 3.0
Power Supply	DC 12V 1.5A (DC12 3A with GPRS, 3G)
Verification Speed	≤1 sec
Operating Temp.	0°C - 45°C
Operating Humidity	20% - 80%
Dimension	205.6×150×41.6 mm (Length×Width×Thickness)
Gross Weight	1.40 kg

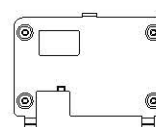
## Configuration



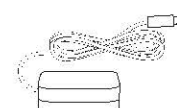
## What's in the Box



CCS 680



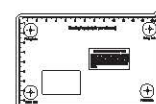
Back Plate



Power Adapter



Lines for Access Control Interface



Mounting Paper



Star-shape Screw Driver



ZKTeco Inc.  
E-mail: [sales@zkteco.com](mailto:sales@zkteco.com)  
[www.zkteco.com](http://www.zkteco.com)

© Copyright 2014, ZKTeco Inc. ZKTeco Logo is a registered trademark of ZKTeco or a related company. All other product and company names mentioned are used for identification purposes only and may be the trademarks of their respective owners. All specifications are subject to change without notice. All rights reserved.

